

ROBUS®

INDUSTRIAL

SONIC SLIM

100W, 150W, 200W, 100/150/200W,
IP65



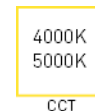
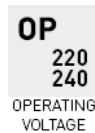

PRODUCT INFORMATION DOCUMENT

FEATURES

- Full range to replace traditional metal halide, up to 400W
- Slim and lightweight design
- High impact protection rating of IK07
- Wide operating ambient temperature range
- Suitable for switching by PIR, Microwave or Photocell

CONSTRUCTION

- Die cast aluminium body
- Hardened glass
- Stainless steel mounting eye
- Stainless steel screws and fixings
- 1m rubber flex



Product Code:	RSS10040-04	RSS15040-04	RSS20040-04	RSSX40-04	RSS50-04
4000K	RSS10050-04	RSS15050-04	RSS20050-04		
5000K					
Comparable to:	200W Metal Halide	300W Metal Halide	400W Metal Halide	200-400W Metal Halide	200-400W Metal Halide
Total Power (W):	95.3/95.5	146.5/147.7	190.4/188.3	97.6/141.5/159.4	97.5/141.5/159.4
Power Factor:	0.99	0.99	0.99	0.99	0.99
Total Light Output (lm):	12130/12030	18510/18610	24460/23940	13780/19010/24310	13540/18850/24020
Total Emergency Light Output (lm):	NA	NA	NA	NA	NA
Efficacy (lm/cctW):	127/126	126/126	128/127	141/135/128	138/133/127
Lux at 1m (lux):	4560/4520	6800/6790	8820/8610	4960/6840/8760	4840/6760/8600
Emergency Lux at 1m (lux):	NA	NA	NA	NA	NA
CCT (K):	4000/5000	4000/5000	4000/5000	4000	5000
CRI:	80	80	80	80	80
IP:	65	65	65	65	65
Operation Temperature (°C):	-20 ≤ Ta ≤ +45	-20 ≤ Ta ≤ +45	-20 ≤ Ta ≤ +45	-20 ≤ Ta ≤ +45	-20 ≤ Ta ≤ +45
Inrush Current:	1.3A/2.5us	1.3A/0.4us	5A/2.8us	7.2A/10us	7.2A/10us
RG Value:	0	0	0	0	0
SDCM:	6	6	6	6	6
P _{st} LM:	1.0	1.0	1.0	1.0	1.0
SVM:	0.9	0.9	0.9	0.9	0.9
Energy Class:	E	E	E	E	E
Rated Life to L70B50 (Hrs):	30000	30000	30000	30000	30000
Dimensions ØxH (mm):	220x50	260x50	300x50	300x50	300x50
Weight (kg):					

Separate Control Gear Information

Type of Light Source:	NA	NA	NA	NA	NA
Full Load Efficiency (%):	NA	NA	NA	NA	NA
P _{NET} (W):	NA	NA	NA	NA	NA
Dimensions (mm):	NA	NA	NA	NA	NA

Product is certified to all the relevant standards.

Please contact our technical department for market specific compliances.

PLEASE NOTE: INFORMATION IN THIS DOCUMENT MAY BE SUBJECT TO CHANGE WITHOUT PRIOR NOTICE

IRE: TEL: +353 1 709 9000
UK: TEL: 0800 973 220
AUS: TEL: +61 7 3890 5444
NZ: TEL: +64 03 668 5285

WEB: ROBUS.COM
WEB: ROBUS.COM
WEB: ROBUS.COM.AU
WEB: ROBUSLED.CO.NZ

LED GROUP EUROPE · UK · AUSTRALIA · NEW ZEALAND · ASIA · MIDDLE EAST · AFRICA

ROBUS®

INDUSTRIAL

SONIC SLIM

100W, 150W, 200W, 100/150/200W,
IP65

Cone Illuminance Diagram


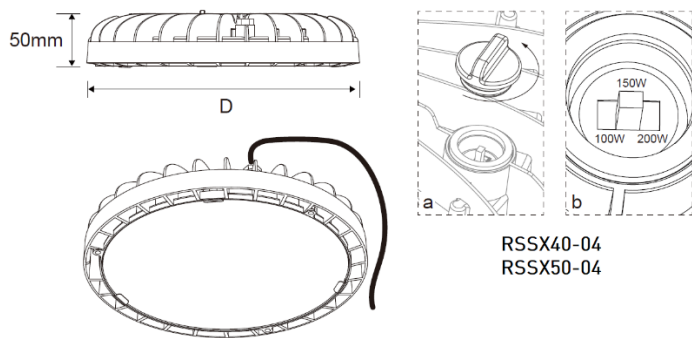


Diagram for RSS20040-04 in 4000K. Other diagrams available on request

Dimension Diagram



RSSX40-04
RSSX50-04

Sensor Data

Time Off Delay:	NA
Illuminance Switching Range:	NA
Sensitivity Range (%):	NA
Mounting Height (max):	NA
Detection Zone Diameter (max):	NA

Polar Intensity Diagram

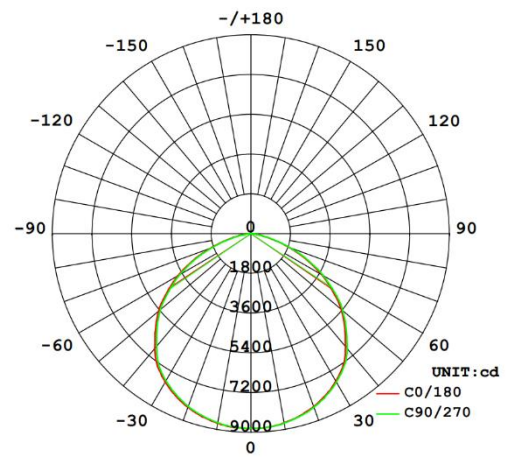


Diagram for RSS20040-04 in 4000K. Other diagrams available on request

Accessories

PLEASE NOTE: INFORMATION IN THIS DOCUMENT MAY BE SUBJECT TO CHANGE WITHOUT PRIOR NOTICE

IRE: TEL: +353 1 709 9000
UK: TEL: 0800 973 220
AUS: TEL: +61 7 3890 5444
NZ: TEL: +64 03 668 5285

WEB: ROB.US.COM
WEB: ROB.US.COM
WEB: ROB.US.COM.AU
WEB: ROB.USLED.CO.NZ

LED GROUP EUROPE · UK · AUSTRALIA · NEW ZEALAND · ASIA · MIDDLE EAST · AFRICA